



**Intellifin**

011 45 44 15

info@intellifin.be

# Chocoladesector

Rapport aangemaakt op  
**1/07/2026**

# Inhoudsopgave

Dossiers	3
Sector trends	4
Evolutie van de totale omzet	4
Evolutie van de totale bedrijfswinst	4
Evolutie van de totale winst	5
Nettowinstmarge	5
Evolutie van de brutowinst / personeelslid	6
Evolutie van de personeelskost / personeelslid	6
Evolutie van de totale cashflow	7
Omzetevolutie	8
Aandeel in de sector	9
Winstmarge, efficiëntie, rentabiliteit en groei	11
Sectoranalyse: 2021 - 2025	12
Rentabiliteit eigen vermogen	12
Rentabiliteit totaal actief	12
Verkoopmarge	13
Brutowinstmarge	13
EBITDA-marge	14
Nettowinstmarge	14
Aandeelhoudersrendement t.o.v. Eigen Vermogen	15
Omzetgroei	15
Cashflow groei	16
Bedrijfswinstgroei	16
Liquiditeit in enge zin	17
Zelffinancieringsgraad	17
Terugbetalingscapaciteit	18
Netto schuldratio	18
EBITDA	19
Globale efficiëntie	19
Opslagduur voorraden	20
Klantenkrediet	20
Leverancierskrediet	21
Aantal personeelsleden	21
Brutowinst / personeelslid	22
Personeelskost / personeelslid	22
Personeelsrendement	23
Beste en slechtste: 2021 - 2025	24
Best presterende bedrijven	25

# Chocoladesector

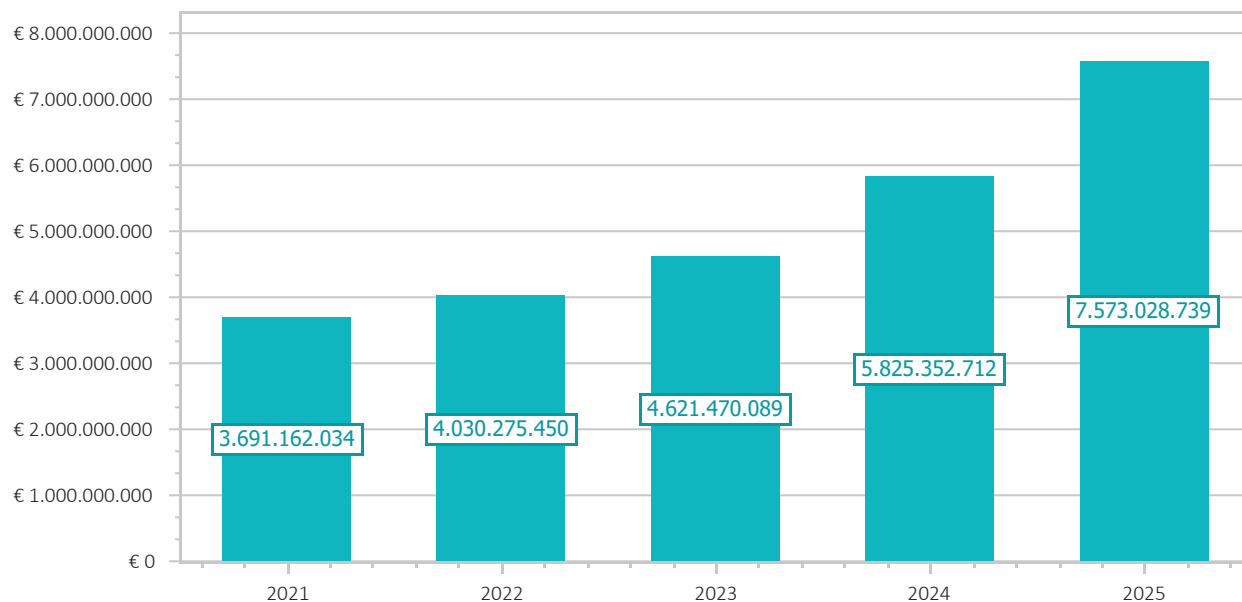
	2021 - 2025	2025
☆ Omzetgroei (>5%)	9,1%	0,7%
☆ Nettowinstmarge (>5%)	4,5%	4,2%
☆ Terugbetalingscapaciteit (>33%)	45,2%	32,5%
★ Rentabiliteit (>10%)	12,7%	12,6%
☆ Liquiditeit in enge zin (>1)	0,7	0,8
Verkoopmarge	46,1	42,4
Brutowinst / personeelslid	€ 88.673	€ 109.497
Personeelskost / personeelslid	€ 60.189	€ 64.128

## Dossiers

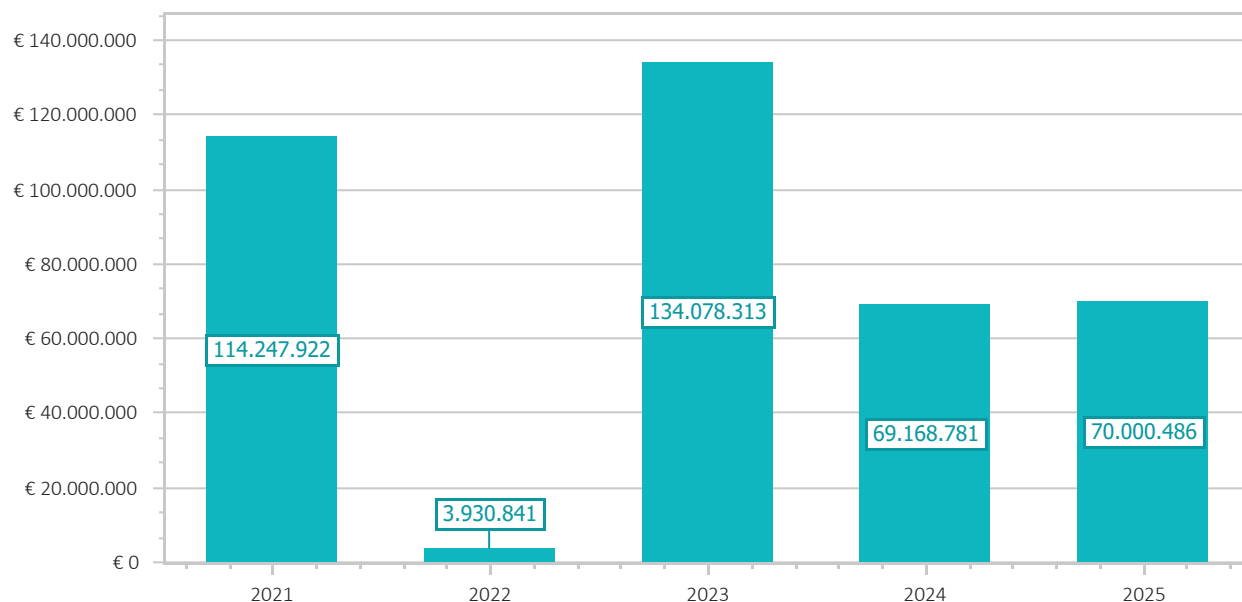
Naam	Ondernemingsnummer	Sterren	Type
A & A Chocolaterie	BE0892388320	★ ★ ★ ☆ ☆	vol
Baronie Belgium	BE0424005212	★ ★ ★ ★ ★	vol
Barry Callebaut Belgium Nv	BE0438950833	★ ☆ ☆ ☆ ☆	vol
C.v.o. International	BE0438461378	★ ☆ ☆ ☆ ☆	vol
Cargill Chocolate Belgium	BE0461617357	★ ★ ☆ ☆ ☆	vol
Chocolaterie Guylian	BE0405986273	★ ★ ★ ☆ ☆	vol
Chocolaterie Ickx	BE0421359189	☆ ☆ ☆ ☆ ☆	vol
Chocolaterie Limar	BE0451902907	★ ★ ★ ★ ☆	vol
Confiserie De Bie - L'abeille Trefin	BE0400120050	★ ★ ★ ☆ ☆	vol
Confiserie Leonidas	BE0407824919	★ ★ ★ ☆ ☆	vol
Ferrero Ardennes	BE0434445776	★ ★ ☆ ☆ ☆	vol
International Business Company Belgium	BE0440409296	☆ ☆ ☆ ☆ ☆	vol
Kim's Chocolates	BE0479966787	★ ☆ ☆ ☆ ☆	vol
Libeert	BE0407026747	★ ★ ★ ★ ★	vol
Neuhaus	BE0406774844	★ ★ ☆ ☆ ☆	vol
Pralinart	BE0450589051	★ ★ ★ ☆ ☆	vol
The Belgian Chocolate Group	BE0403788036	★ ☆ ☆ ☆ ☆	vol

# Sector trends

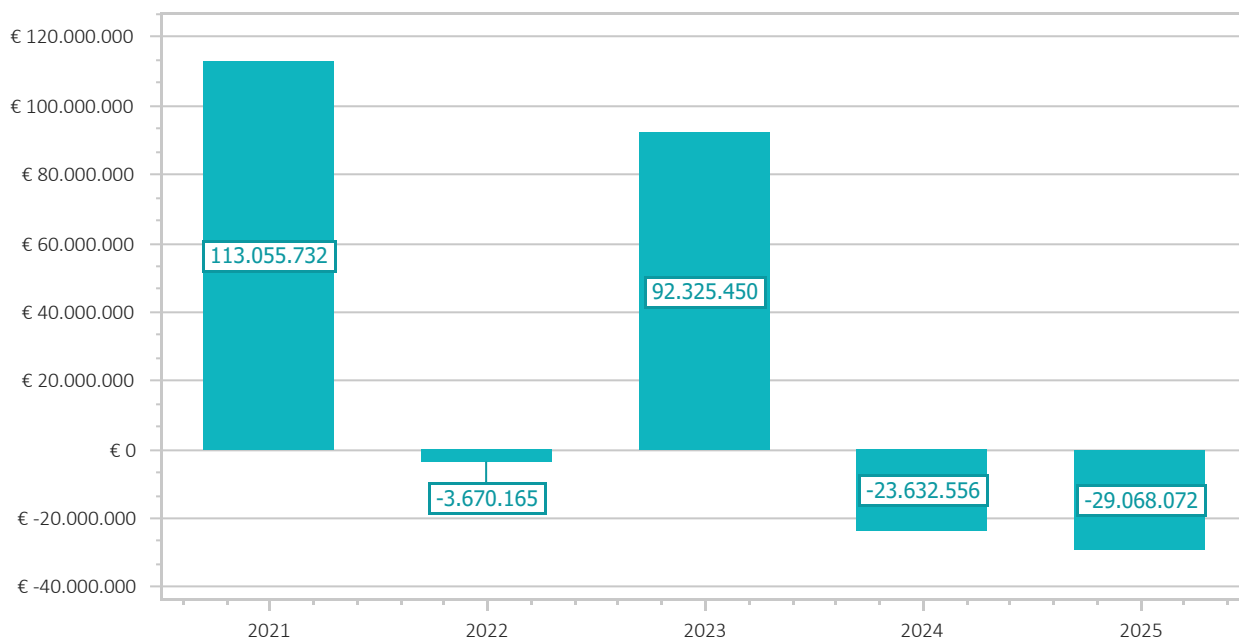
## Evolutie van de totale omzet



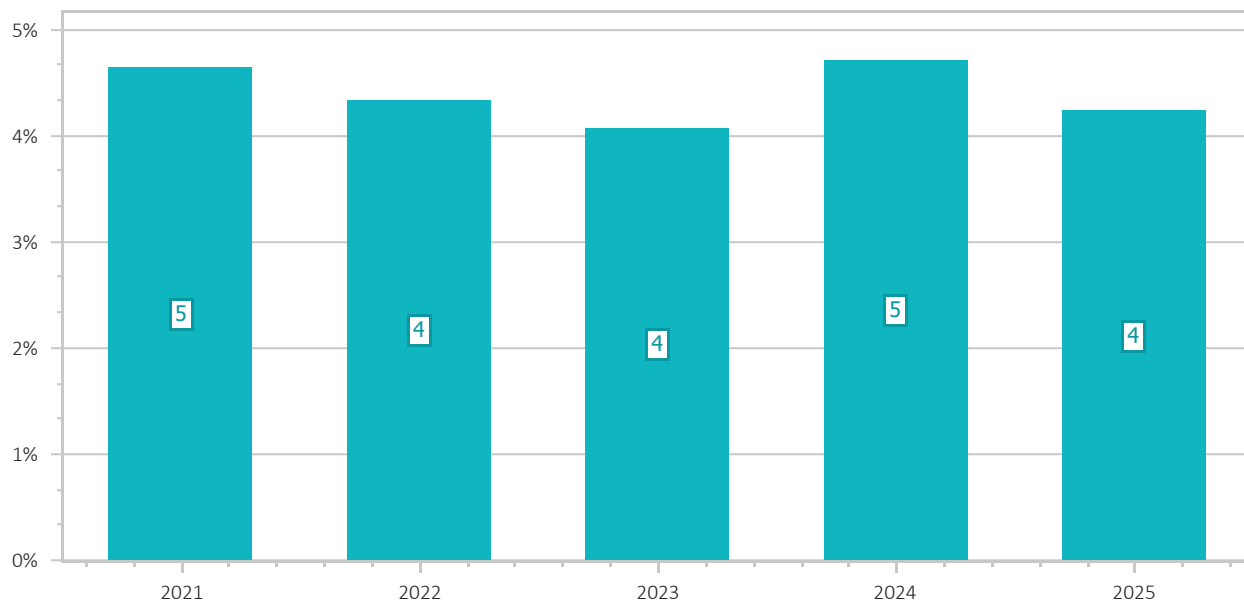
## Evolutie van de totale bedrijfswinst



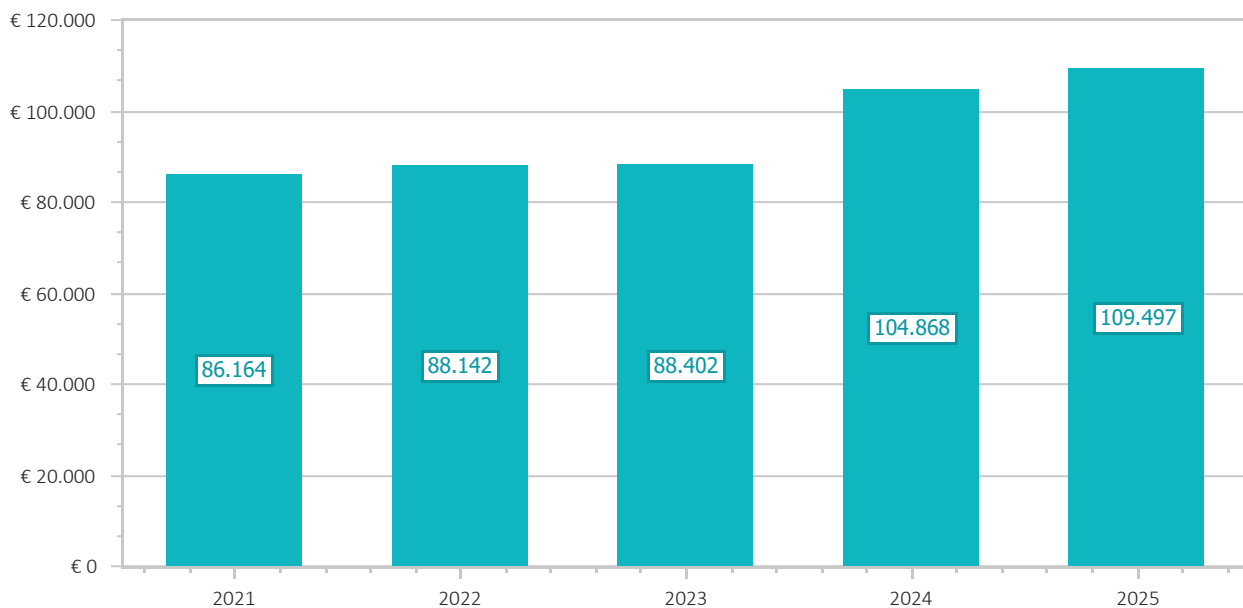
## Evolutie van de totale winst



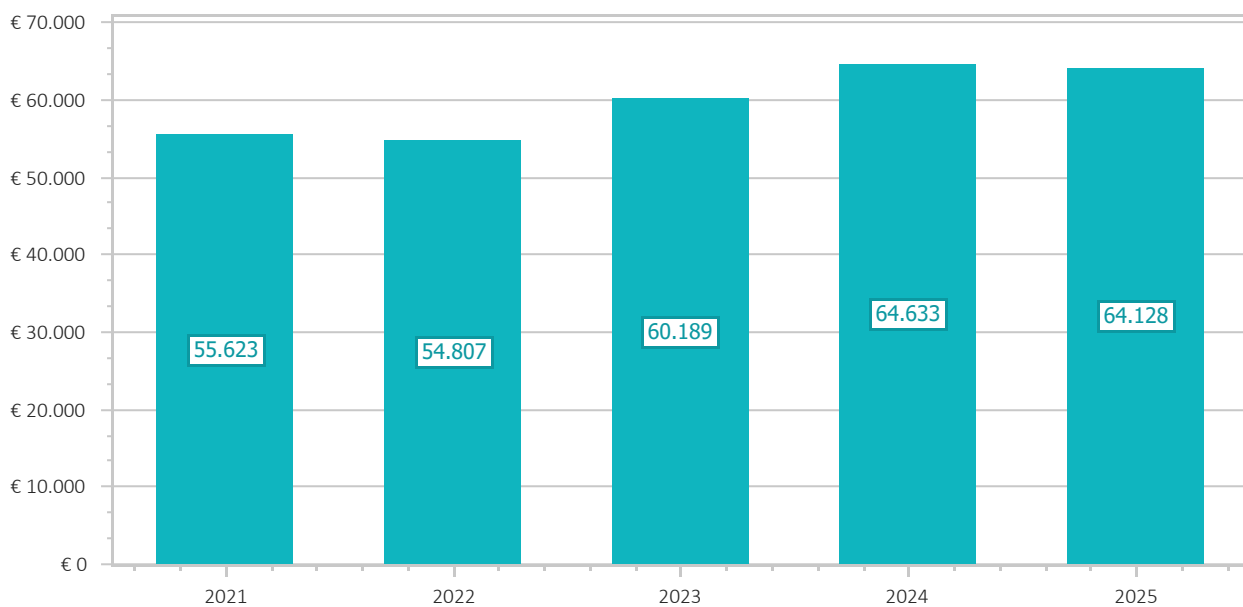
## Nettowinstmarge



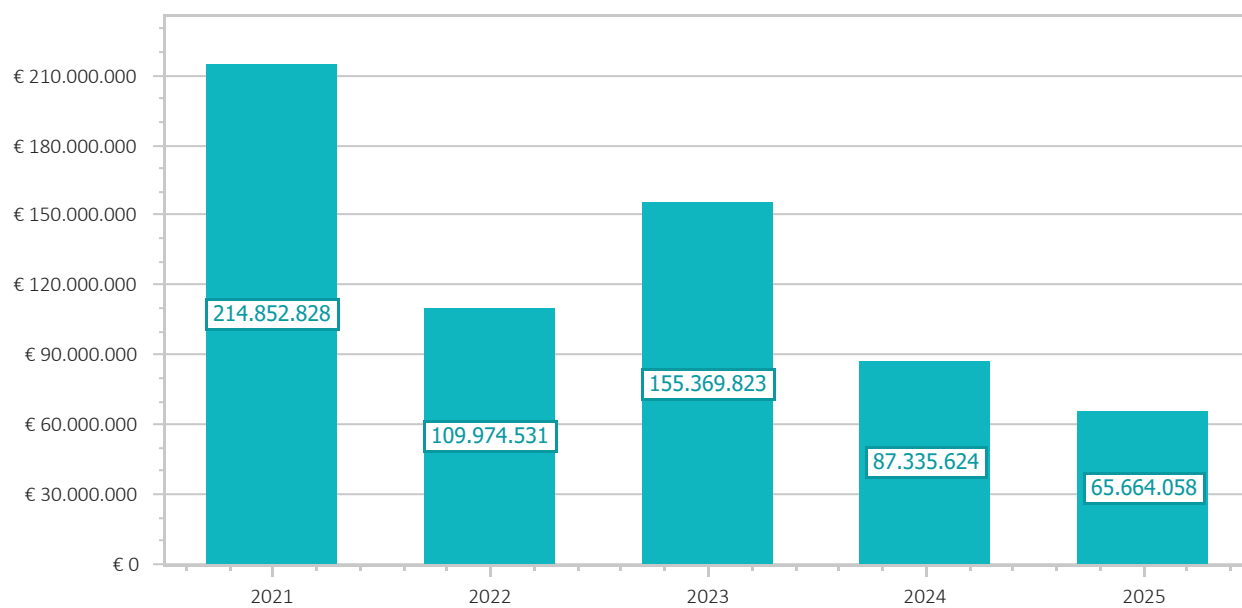
## Evolutie van de brutowinst / personeelslid



## Evolutie van de personeelskost / personeelslid



## Evolutie van de totale cashflow




# Omzetevolutie

	2021	2022	2023	2024	2025	Groei
A & A Chocolaterie	17.895.782	23.244.349	22.198.606	25.634.965	21.865.020	22,2%
Baronie Belgium	89.991.549	136.729.821	149.161.620	164.253.893	172.600.115	91,8%
Barry Callebaut Belgium Nv	2.957.741.396	3.187.915.395	3.675.067.959	4.770.987.825	6.467.097.698	118,6%
C.v.o. International	9.082.327	9.116.576	7.841.172	10.105.710	9.820.335	8,1%
Cargill Chocolate Belgium	37.589.595	46.738.515	52.205.928	50.995.463	48.835.433	29,9%
Chocolaterie Guylian	67.583.301	61.079.977	50.979.893	52.757.390	62.137.970	-8,1%
Chocolaterie Ickx	20.869.578	25.711.498	28.543.594	32.396.060	32.626.129	56,3%
Chocolaterie Limar	15.316.468	21.557.496	22.556.512	27.093.502	33.289.231	117,3%
Confiserie De Bie - L'abeille Trefin	9.622.310	10.753.164	14.681.669	11.601.434	11.391.253	18,4%
Confiserie Leonidas	79.256.839	97.931.695	107.385.119	121.756.797	132.942.246	67,7%
Ferrero Ardennes	116.740.460	117.457.312	169.716.491	180.958.556	174.507.468	49,5%
International Business Company Belgium	7.293.233	8.001.544	7.877.297	8.141.593	6.490.924	-11,0%
Kim's Chocolates	80.536.370	78.189.863	86.831.344	105.723.088	117.542.502	45,9%
Libeert	38.950.320	36.177.565	40.733.205	52.018.488	63.865.190	64,0%
Neuhaus	90.440.105	107.671.067	115.104.877	129.972.439	139.022.939	53,7%
Pralinart	11.717.105	15.580.318	18.427.792	25.225.343	25.156.268	114,7%
The Belgian Chocolate Group	40.535.296	46.419.298	52.157.012	55.730.167	53.838.019	32,8%
<b>Totaal</b>	<b>3.691.162.034</b>	<b>4.030.275.450</b>	<b>4.621.470.089</b>	<b>5.825.352.712</b>	<b>7.573.028.739</b>	
<b>Groei</b>	<b>-</b>	<b>9,2%</b>	<b>14,7%</b>	<b>26,0%</b>	<b>30,0%</b>	
<b>Gecumm. groei</b>	<b>100,0%</b>	<b>109,2%</b>	<b>125,2%</b>	<b>157,8%</b>	<b>205,2%</b>	


# Aandeel in de sector

## Volgens omzet

2021

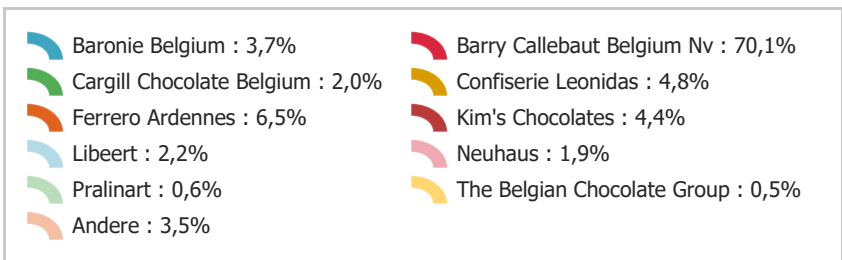
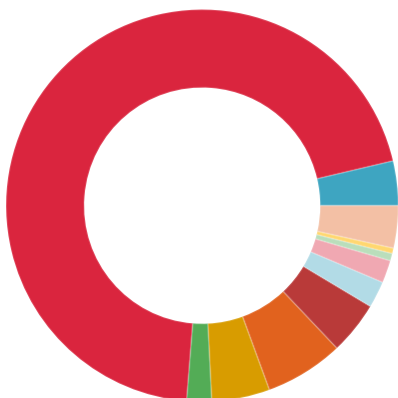


2025

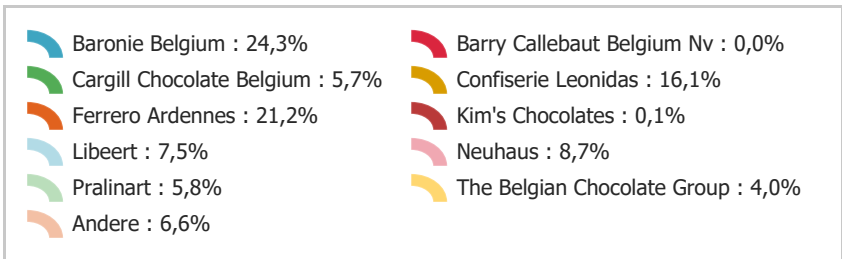
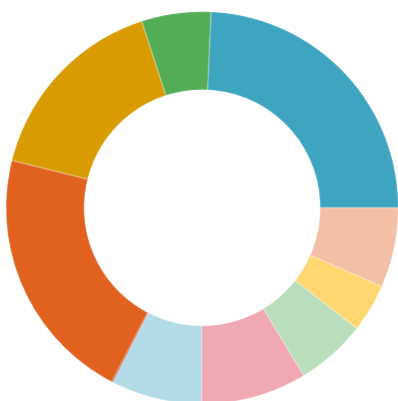


# Volgens nettowinst

2021



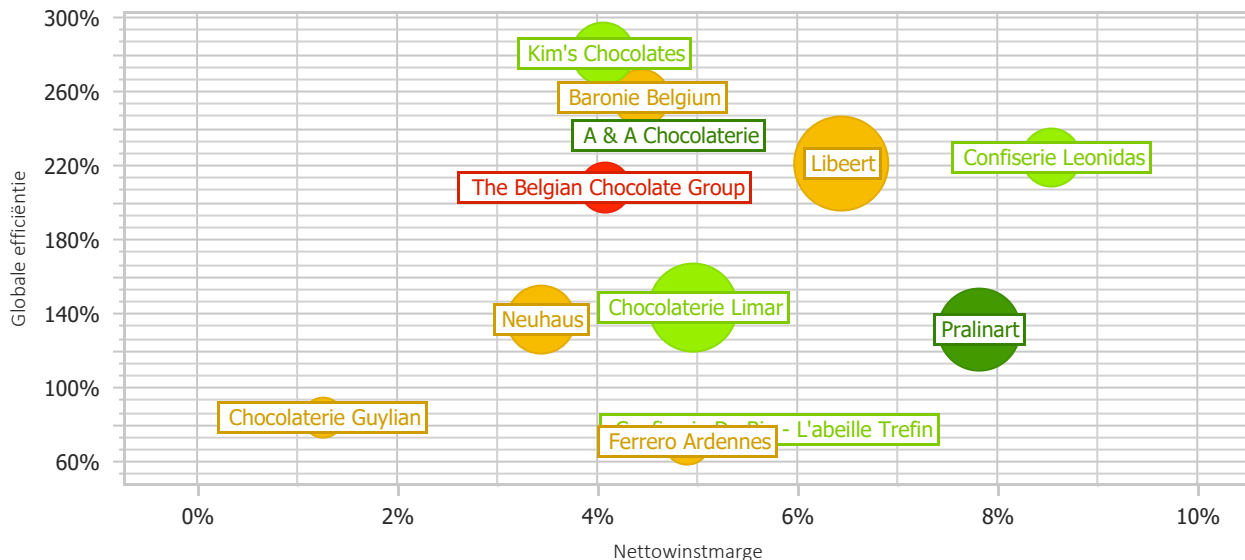
2025



# Winstmarge, efficiëntie, rentabiliteit en groei

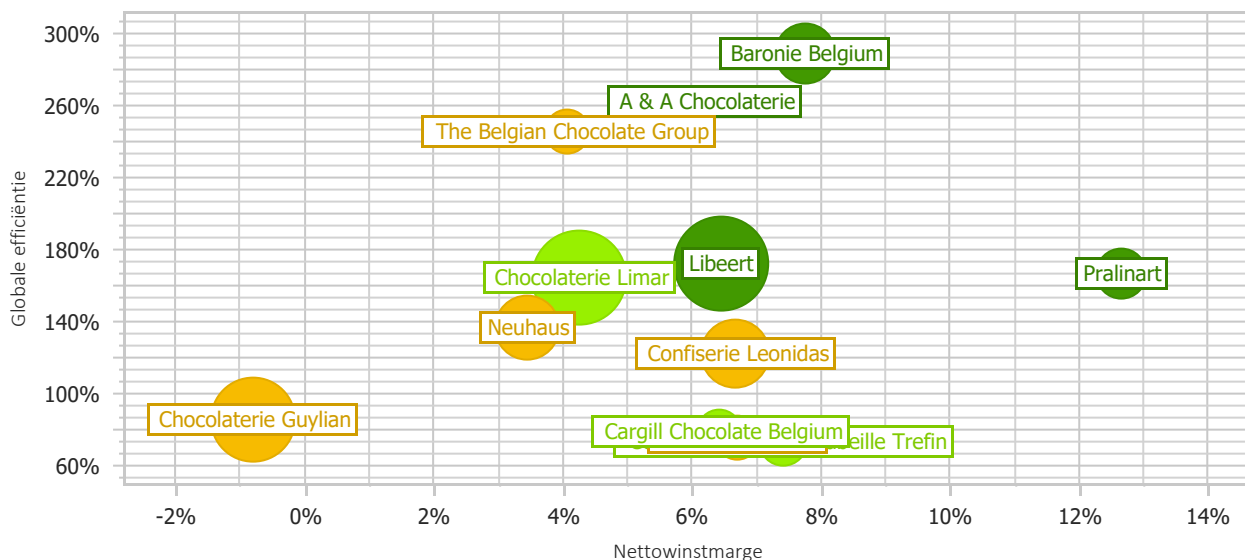
Periode: 2021 - 2025

Kleuren volgens personeelsrendement



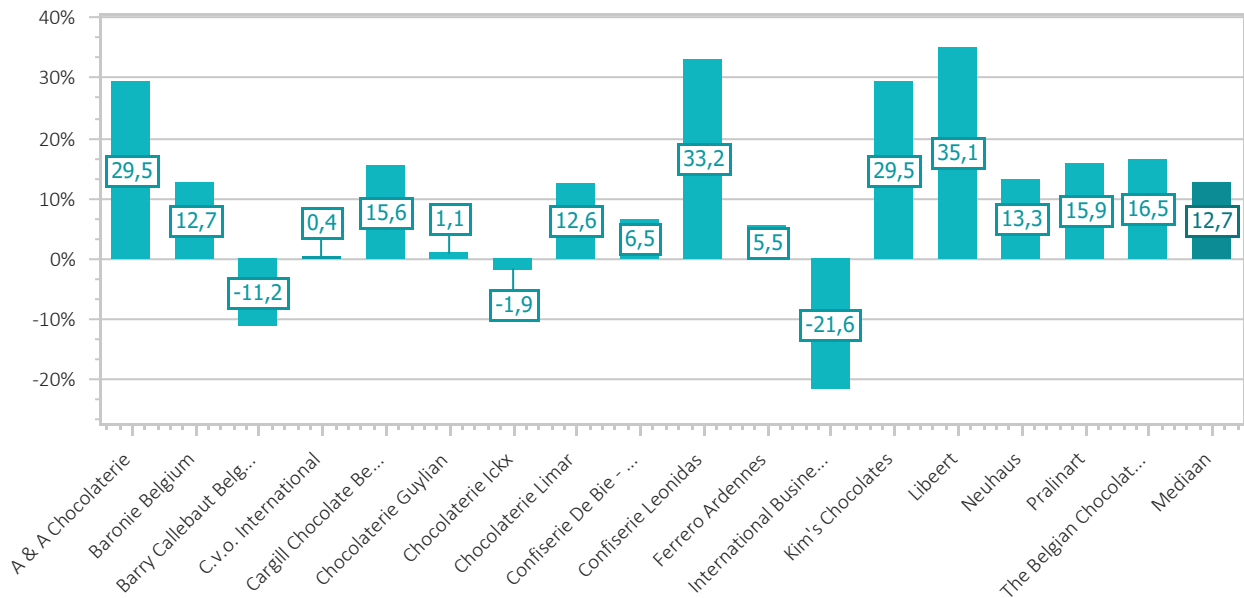
Periode: 2025

Kleuren volgens personeelsrendement

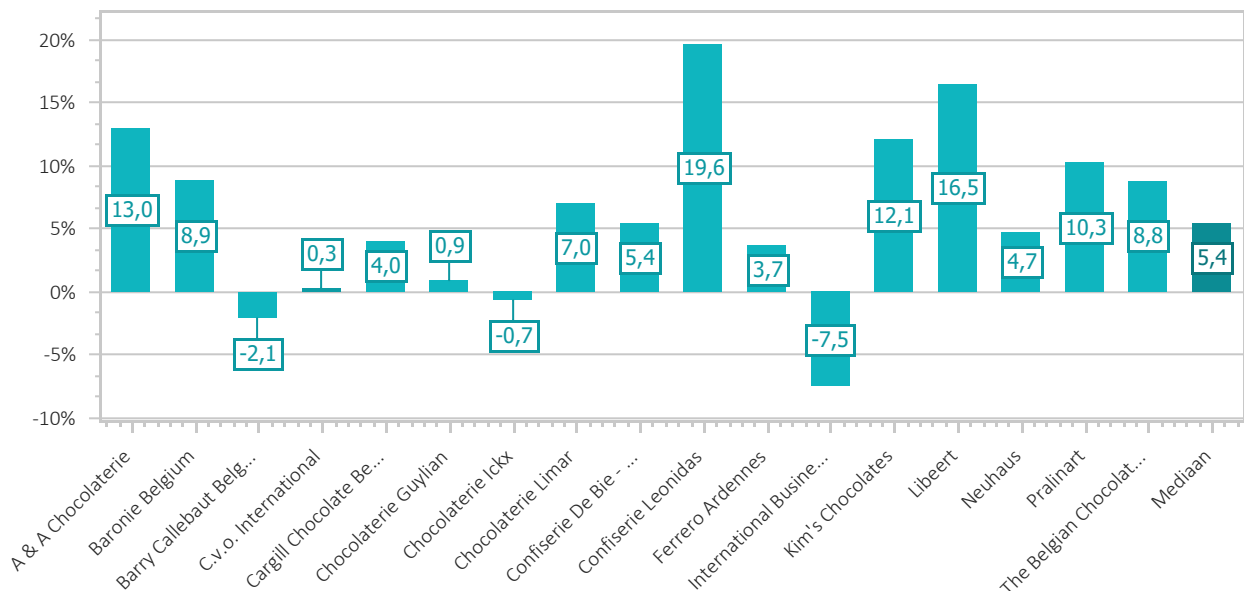


# Sectoranalyse: 2021 - 2025

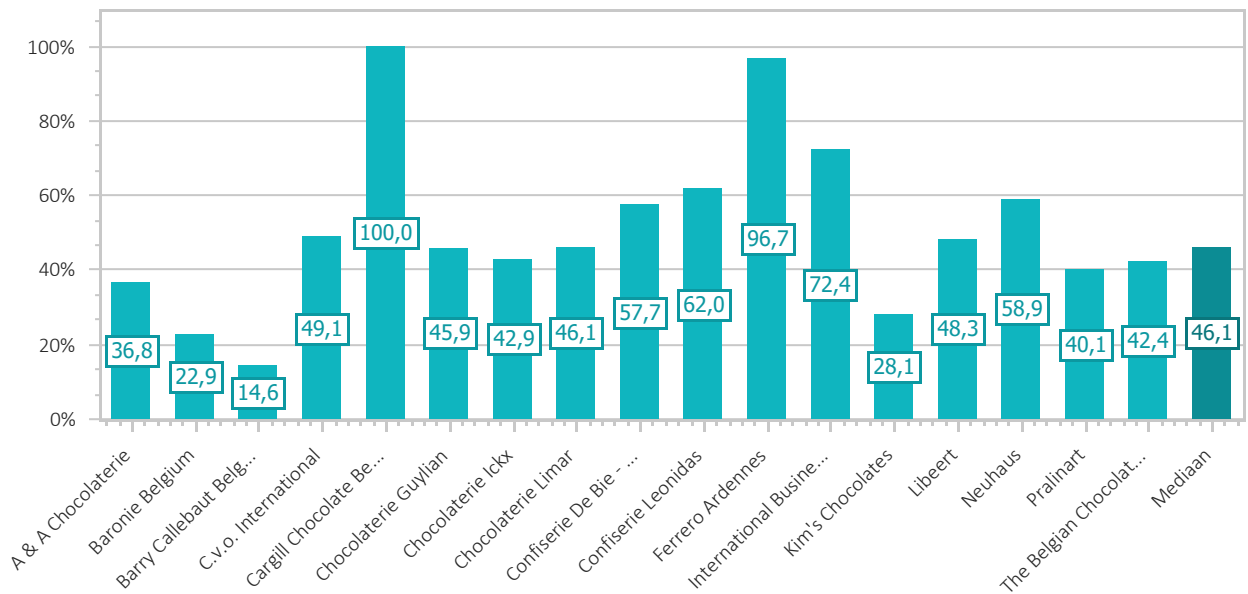
## Rentabiliteit eigen vermogen



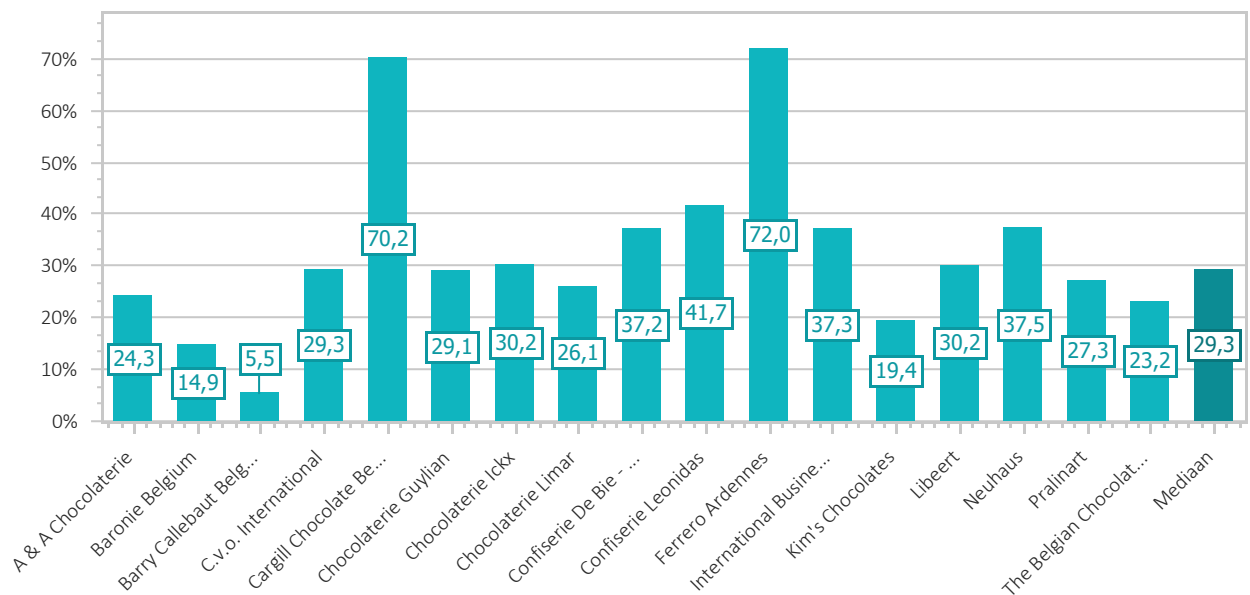
## Rentabiliteit totaal actief



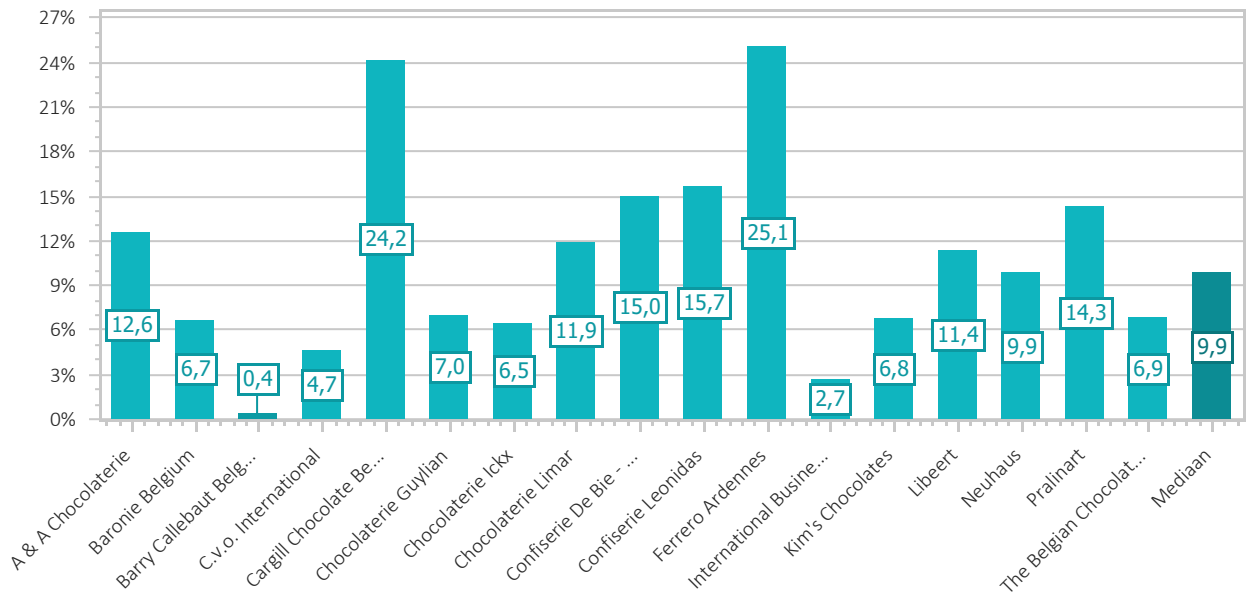
## Verkoopmarge



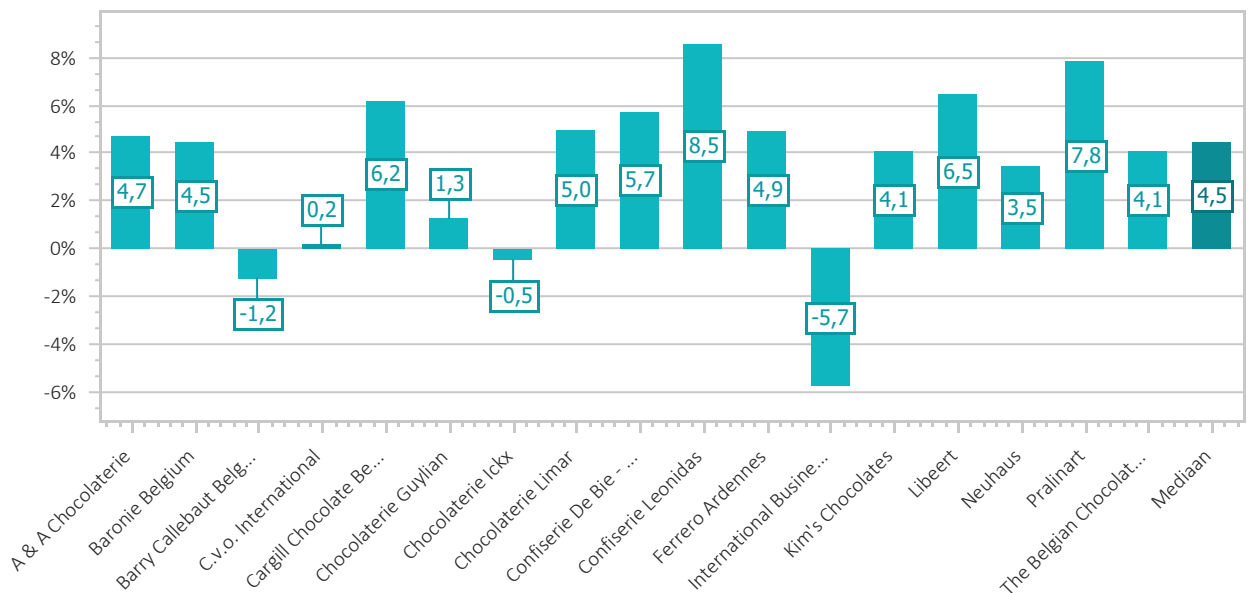
## Brutowinstmarge



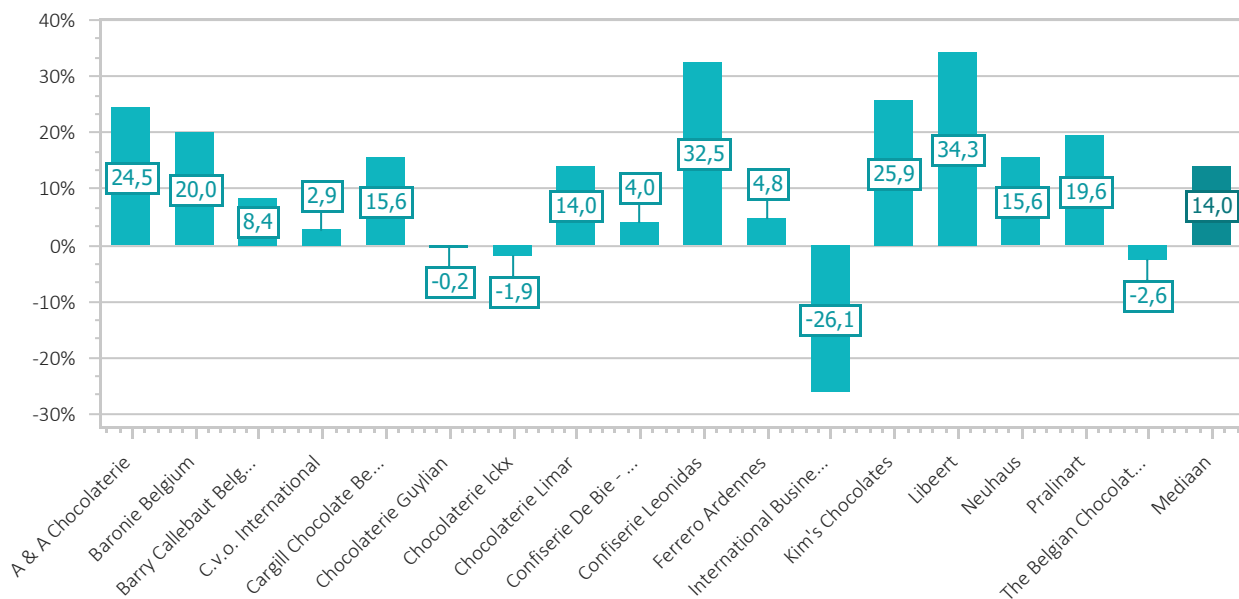
## EBITDA-marge



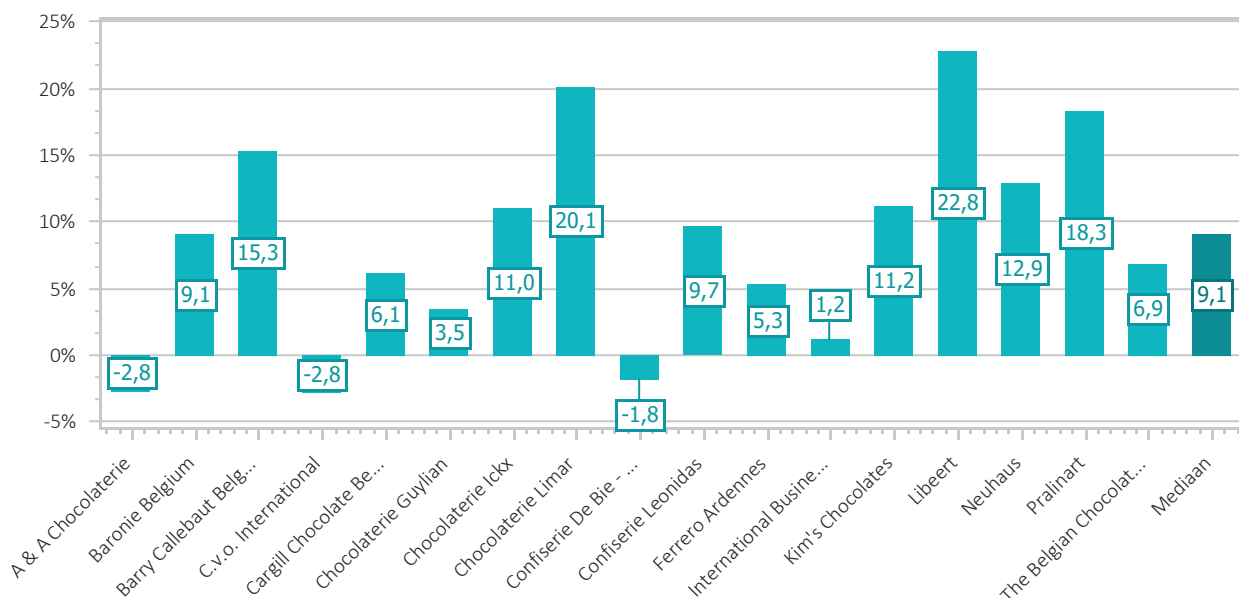
## Nettowinstmarge



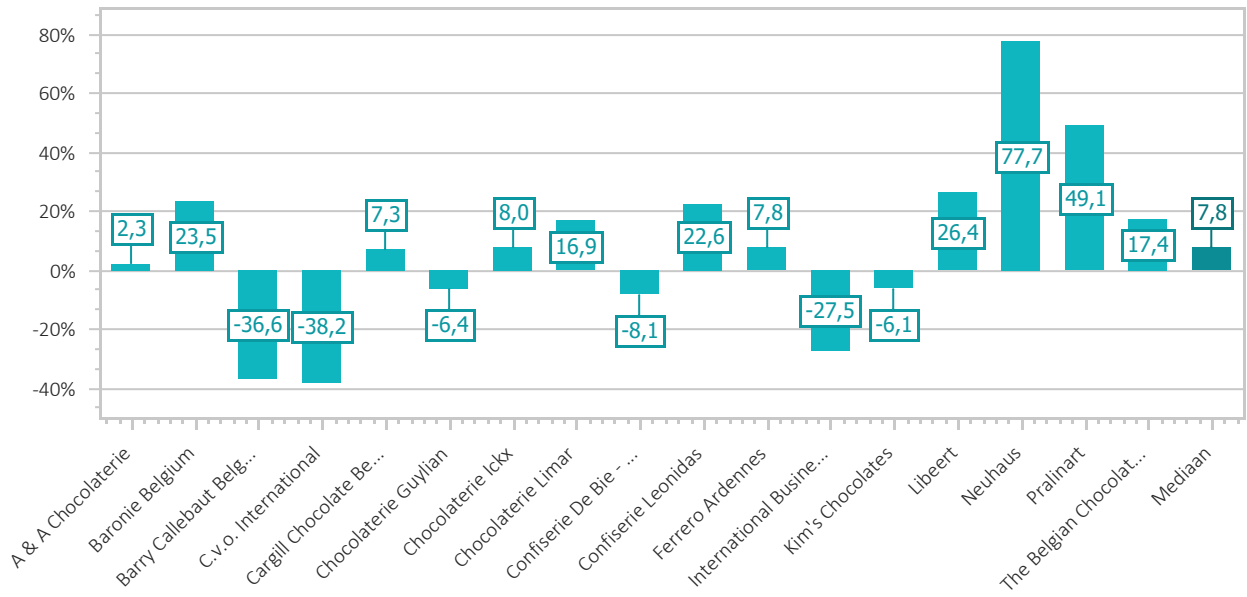
## Aandeelhoudersrendement t.o.v. Eigen Vermogen



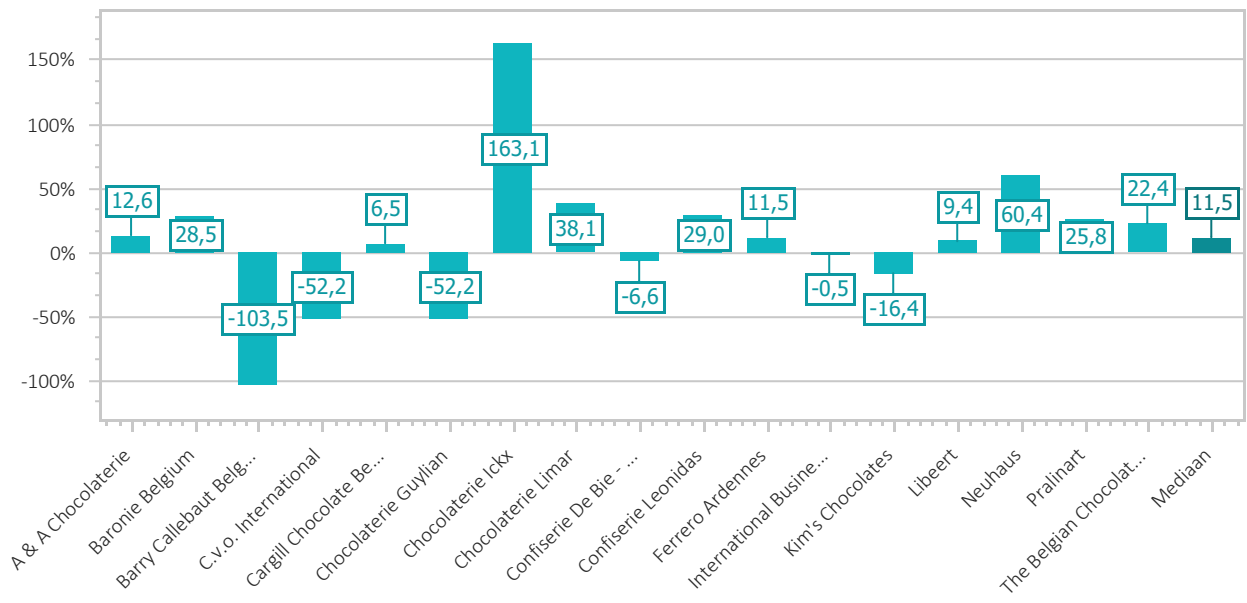
## Omzetgroei



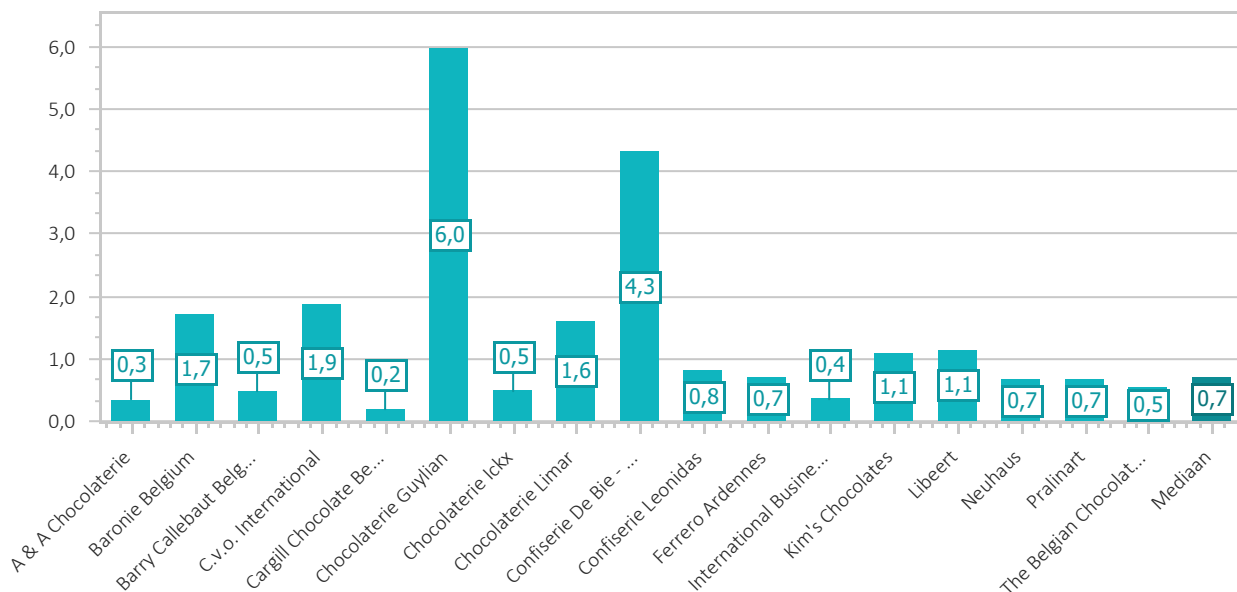
## Cashflow groei



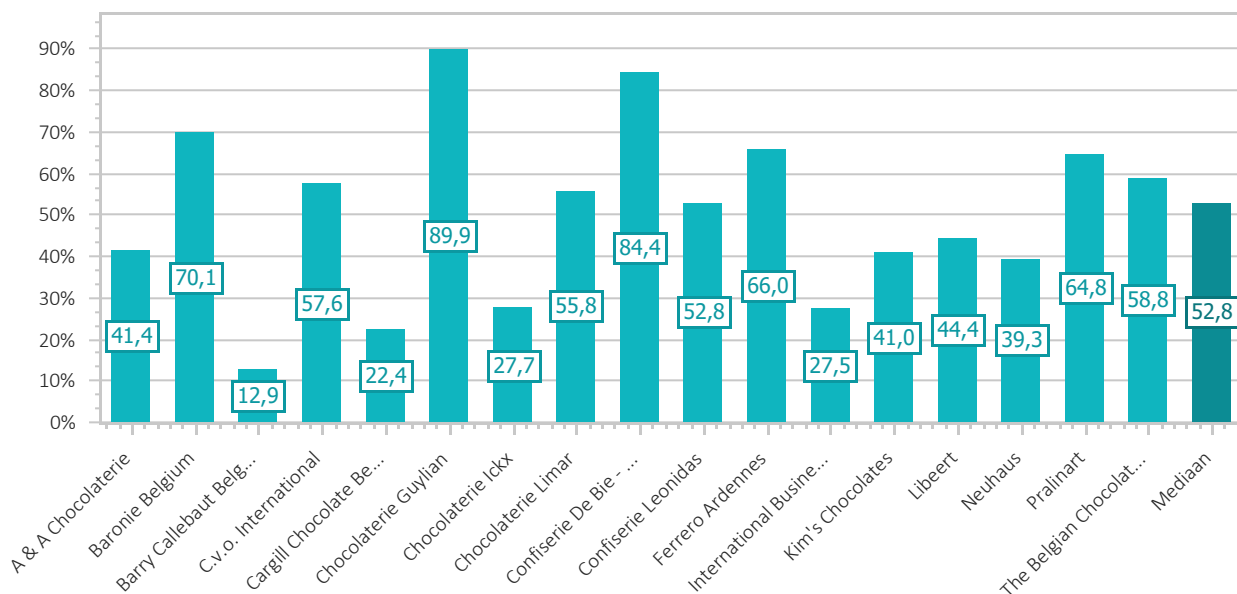
## Bedrijfswinstgroei



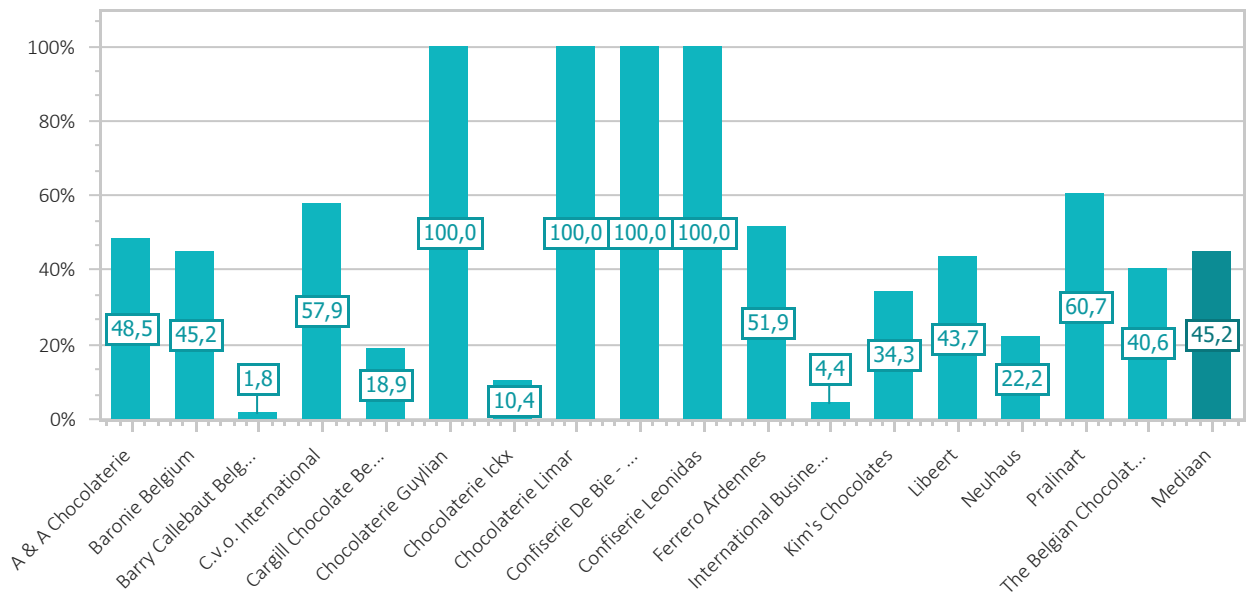
## Liquiditeit in enge zin



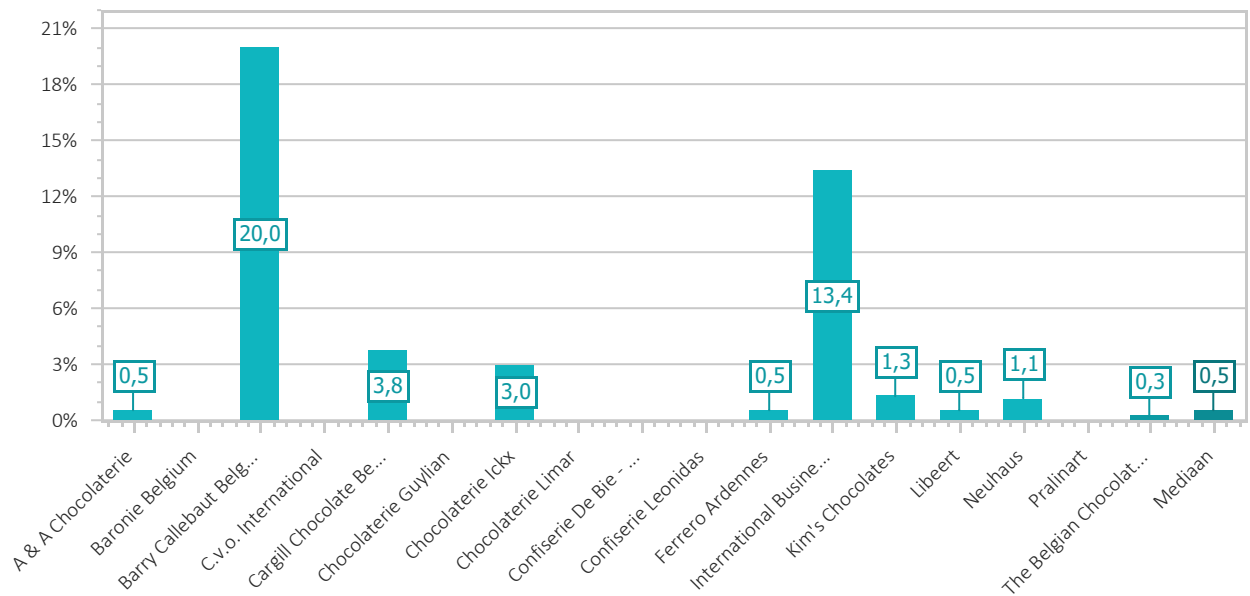
## Zelffinancieringsgraad



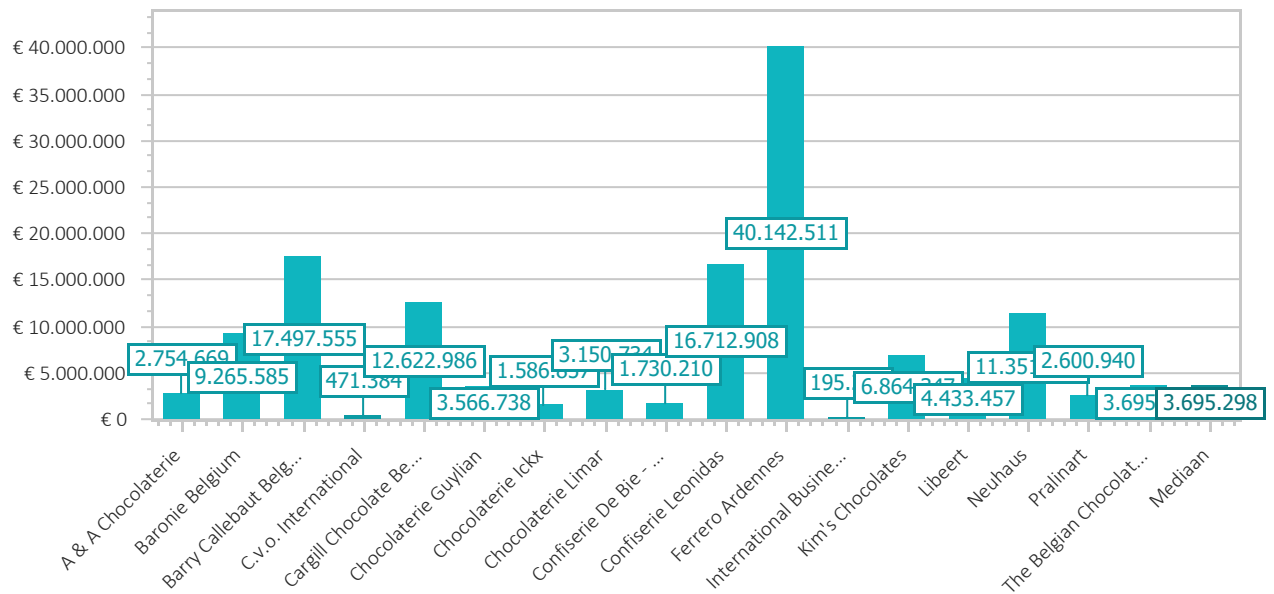
## Terugbetalingscapaciteit



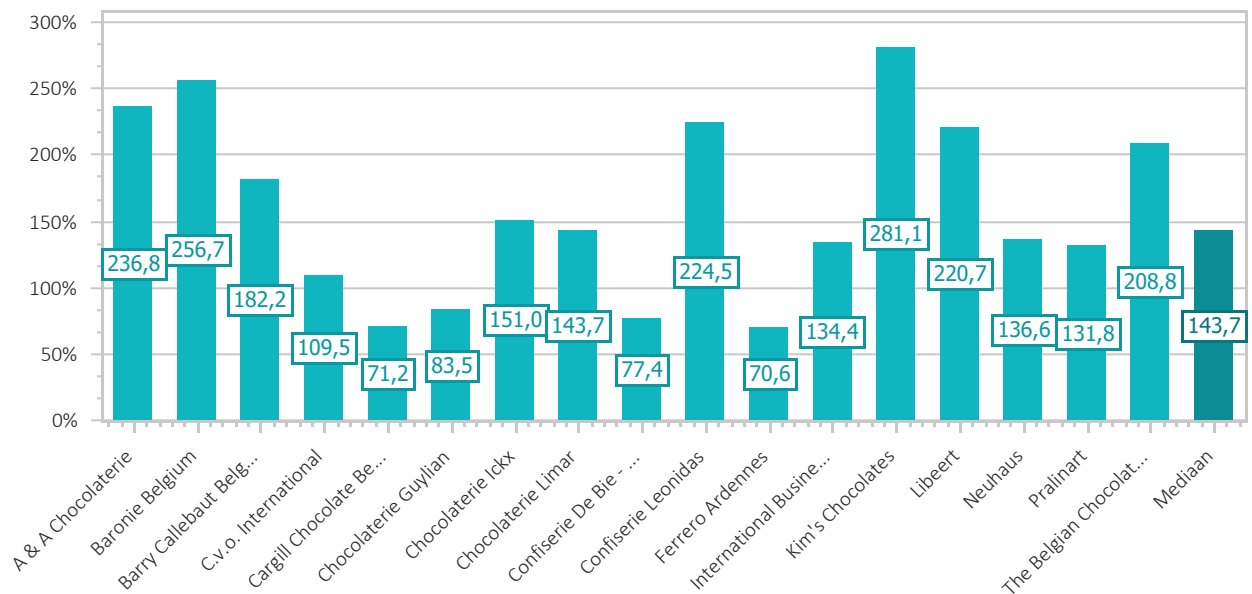
## Netto schuldratio



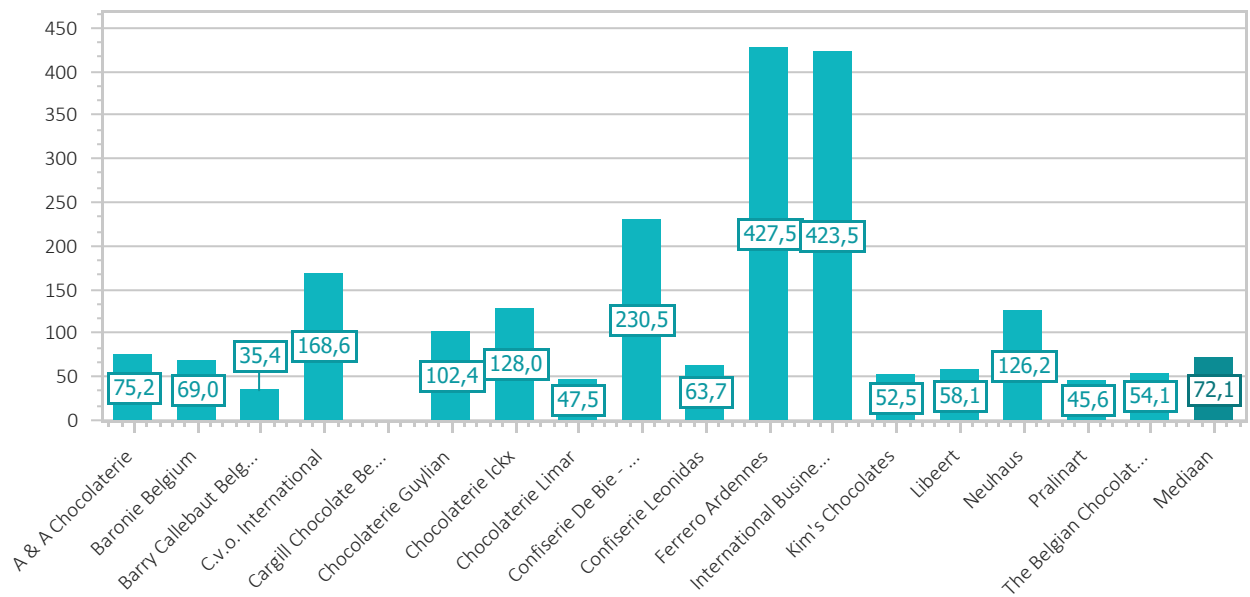
# EBITDA



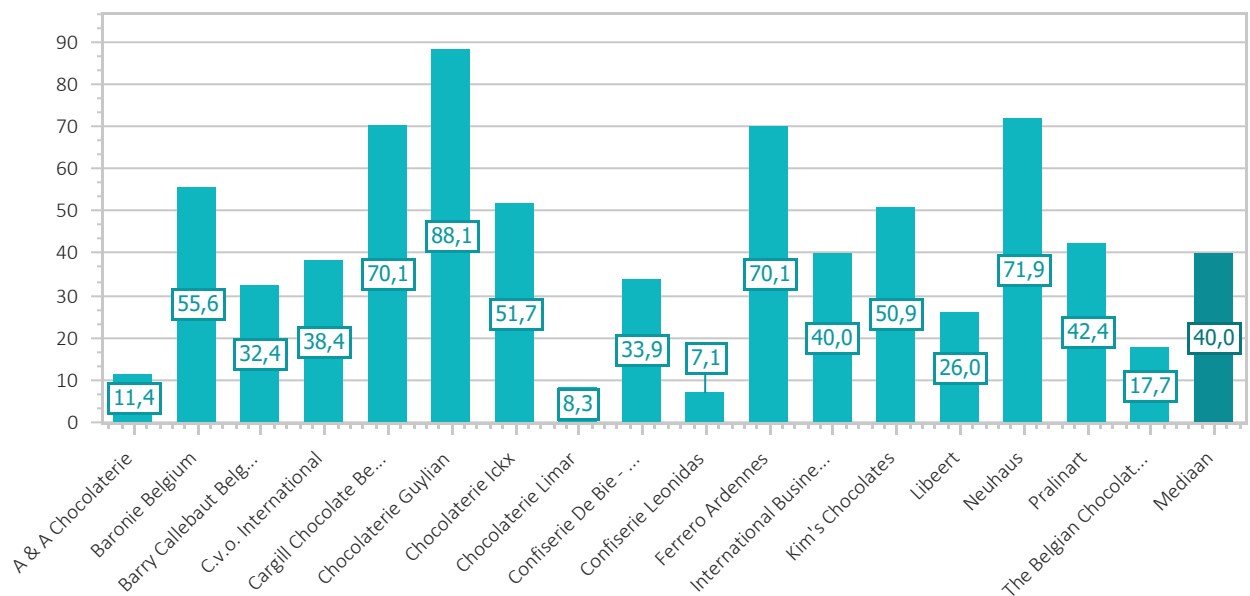
# Globale efficiëntie



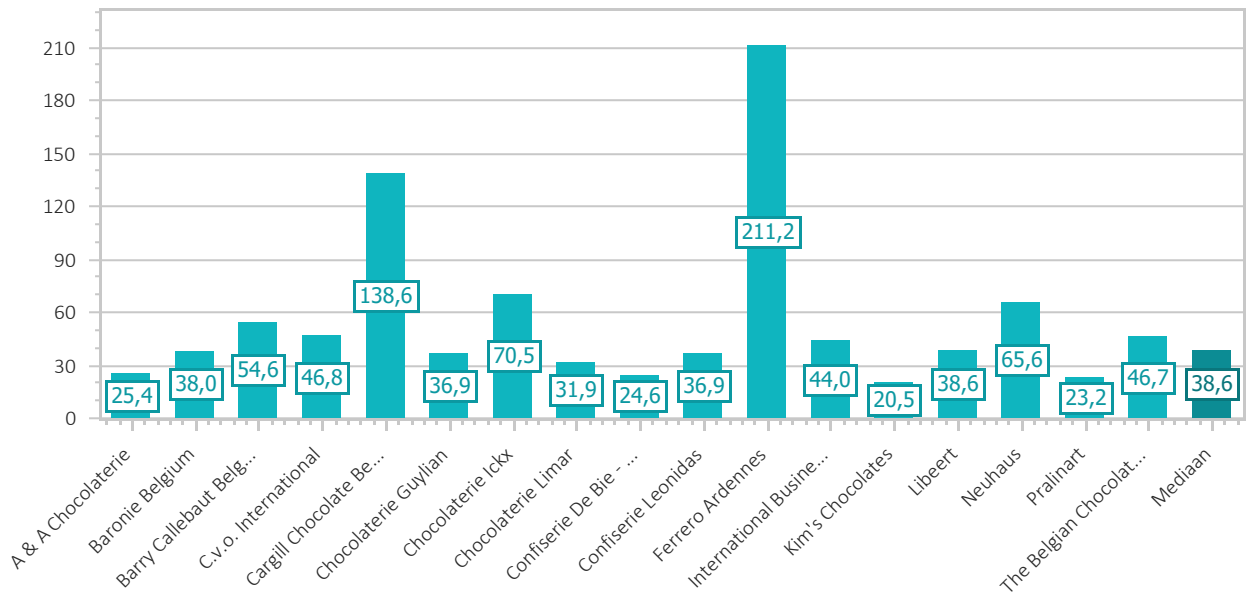
## Opslagduur voorraden



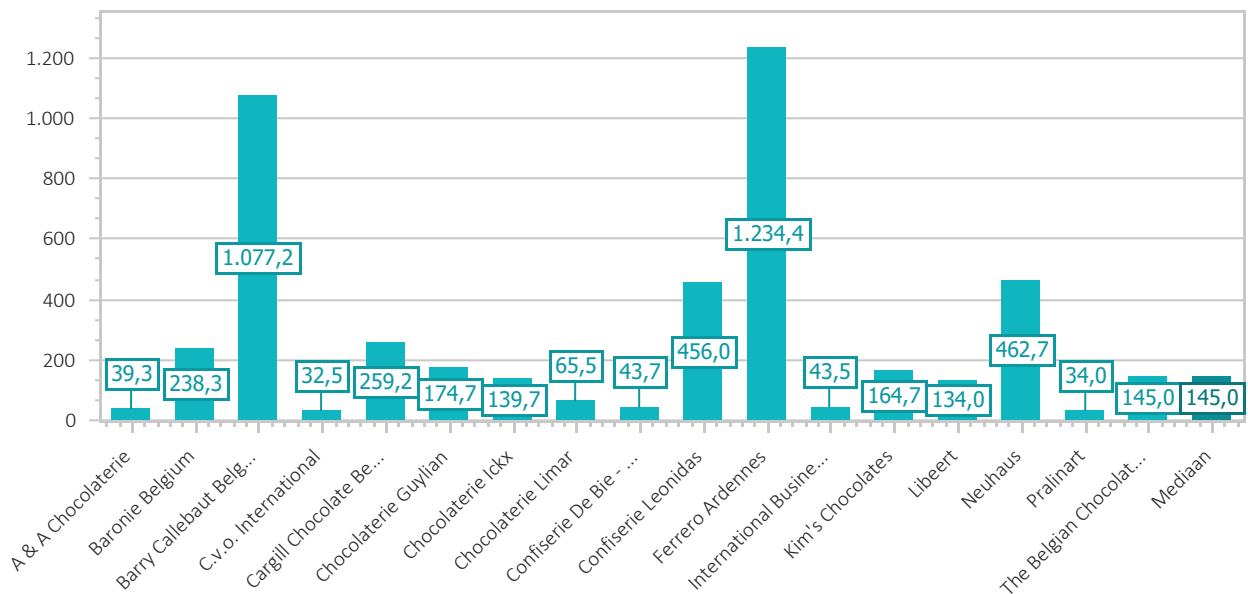
## Klantenkrediet



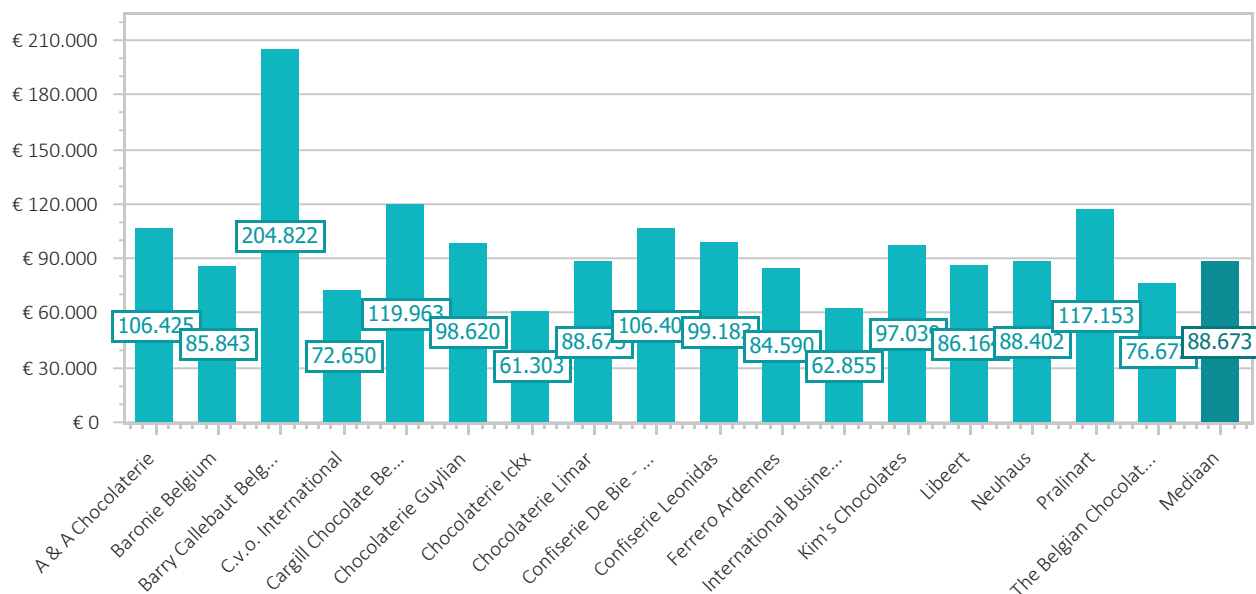
## Leverancierskrediet



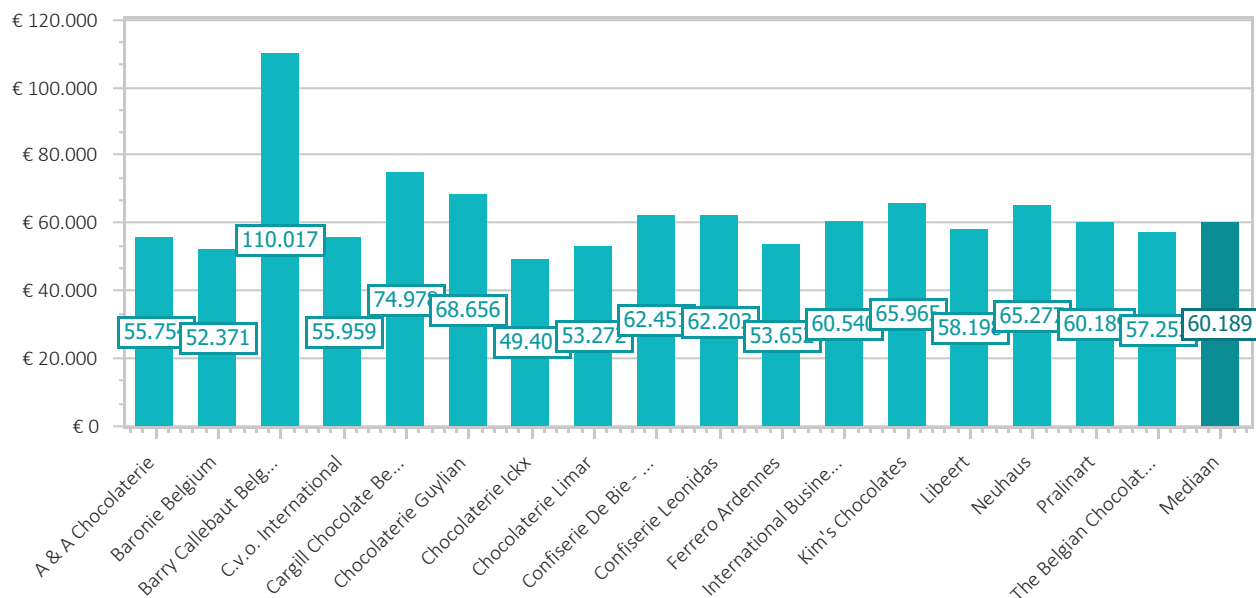
## Aantal personeelsleden



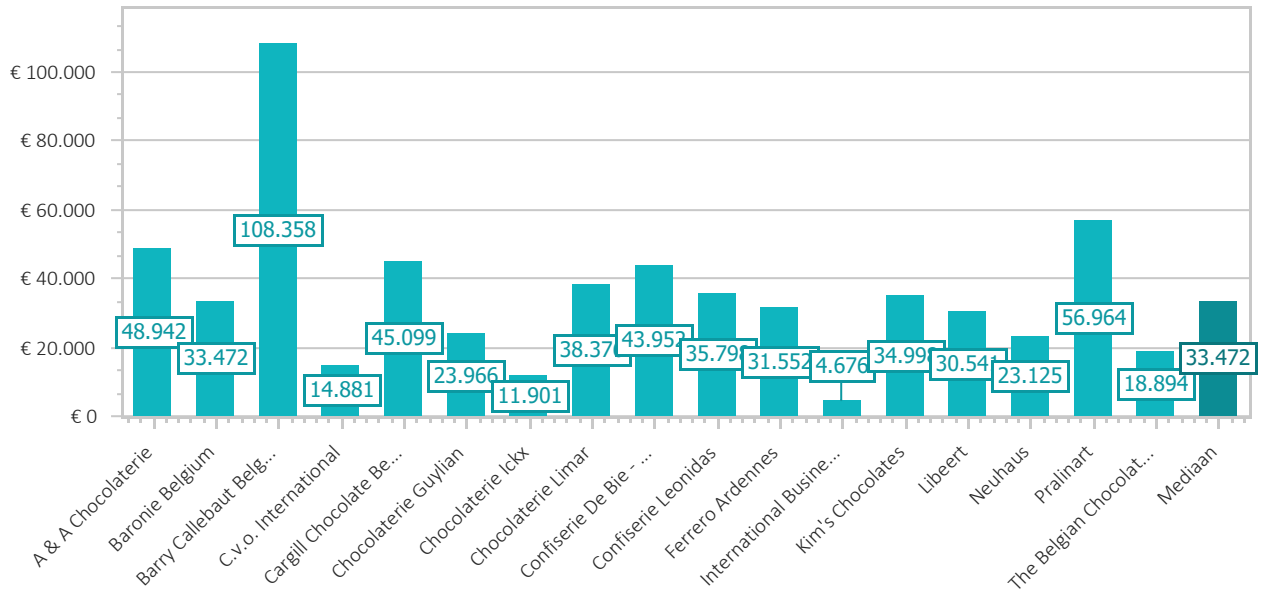
## Brutowinst / personeelslid



## Personeelskost / personeelslid



# Personeelsrendement



# Beste en slechtste: 2021 - 2025

Beste (top 25% v/d sector)	+
Slechtste (laatste 25% v/d sector)	-

	Rentabiliteit eigen vermogen	Rentabiliteit totaal actief	Verkoopmarge	Brutowinstmarge	EBITDA-marge	Nettowinstmarge	Aandeelhoudersrendement	Omzetgroei	Cashflow groei	Bedrijfswinstgroei	Liquiditeit in enge zin	Zelffinancieringsgraad	Terugbetalingscapaciteit	Netto schuld ratio	EBITDA	Globale efficiëntie	Opslagduur voorraden	Klantenkrediet	Brutowinst / personeelslid	Personeelskost / personeelslid	Personeelsrendement
A & A Chocolaterie	+	+	-				+				-					+		+	+		+
Baronie Belgium			-	-					+		+	+		+		+				+	
Barry Callebaut Belg...	-	-	-	-	-	-			-	-	-	-	-	-	+		+		+	-	+
C.v.o. International...	-	-			-	-			-	-	+			+	-		-		-		-
Cargill Chocolate Be...			+	+	+	+					-	-	-	-	+	-		-	+	-	+
Chocolaterie Guylian...							-			-	+	+	+	+		-		-		-	
Chocolaterie Ickx	-	-			-	-	-			+		-	-	-	-				-	+	-
Chocolaterie Limar										+			+	+			+	+		+	
Confiserie De Bie - ...					+				-		+	+	+		-	-	-				
Confiserie Leonidas	+	+	+	+	+	+	+			+			+		+	+		+			
Ferrero Ardennes			+	+	+							+			+	-	-	-		+	
International Busine...	-	-	+		-	-	-		-		-	-	-	-	-		-		-		-
Kim's Chocolates	+	+	-	-			+			-						+	+			-	
Libeert	+	+				+	+		+												
Neuhaus				+					+	+									-		
Pralinart						+			+								+		+		+
The Belgian Chocolat...				-			-											+	-		-

# Best presterende bedrijven

2021 - 2025

	Bedrijf	Score	/20
1	Confiserie Leonidas	★★★	14
2	Baronie Belgium	★★★★★	13
3	Chocolaterie Limar	★★★★	12
4	A & A Chocolaterie	★★★	11
5	Libeert	★★★★★	10
6	Pralinart	★★★	10
7	Confiserie De Bie - L'abeille Trefin	★★★	8
8	Ferrero Ardennes	★★	8
9	Kim's Chocolates	★	8
10	Chocolaterie Guylian	★★★	7
11	Neuhaus	★★	6
12	The Belgian Chocolate Group	★	6
13	C.v.o. International	★	5
14	Chocolaterie Ickx		5
15	Cargill Chocolate Belgium	★★	4
16	Barry Callebaut Belgium Nv	★	2
17	International Business Company Belgium		0

2025

	Bedrijf	Score	/20
1	Baronie Belgium	★★★★★	17
2	Pralinart	★★★	16
3	Chocolaterie Limar	★★★★	14
4	Libeert	★★★★★	11
5	A & A Chocolaterie	★★★	10
6	Chocolaterie Guylian	★★★	10
7	Confiserie De Bie - L'abeille Trefin	★★★	10
8	Ferrero Ardennes	★★	9
9	Cargill Chocolate Belgium	★★	7
10	Confiserie Leonidas	★★★	5
11	The Belgian Chocolate Group	★	5
12	Neuhaus	★★	4
13	C.v.o. International	★	4
14	Barry Callebaut Belgium Nv	★	2
15	Chocolaterie Ickx		2

16	International Business Company Belgium		2
17	Kim's Chocolates	★	1